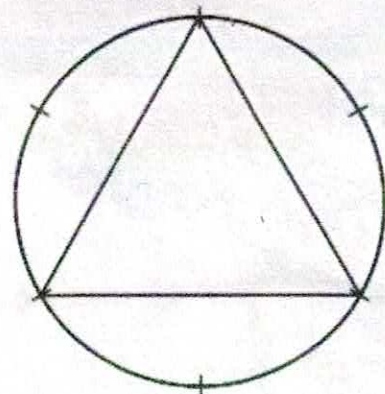
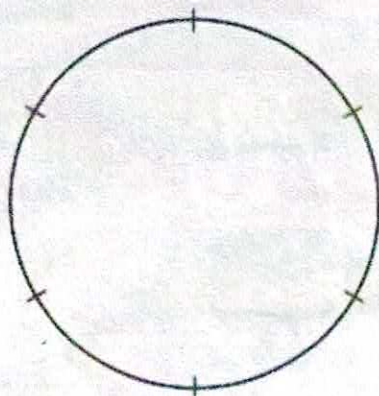



The Jupiter Seal

by Rudolf Steiner

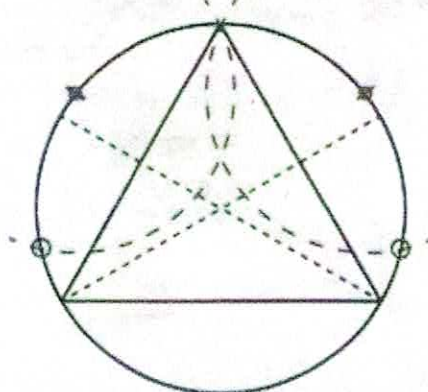
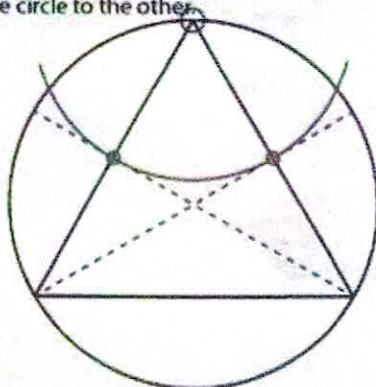
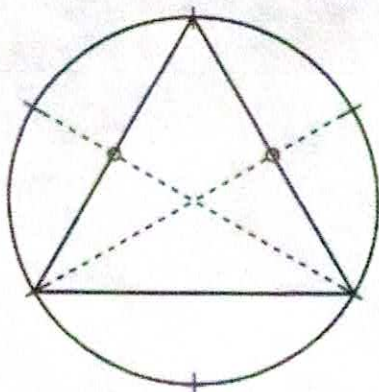
circle).



3. Use the remaining tick marks, to divide the sides of this triangle in half. Mark the points where they cross the triangle.

4. Place your compass at the top of the triangle open it slightly until the drawing point touches the marked spot. Draw an arc from one side of the circle to the other.

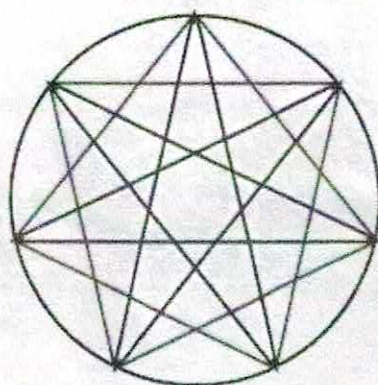
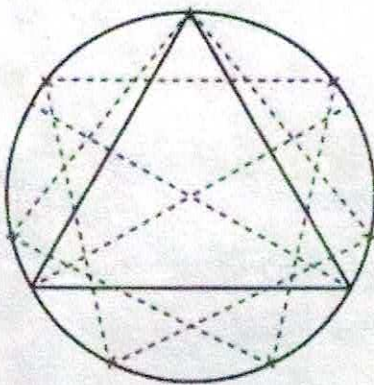
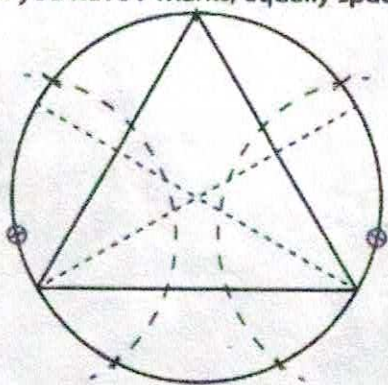
5. Placing your compass at these two new tick marks, draw two arcs of the same size until they touch the central circle. Make 2 new marks.



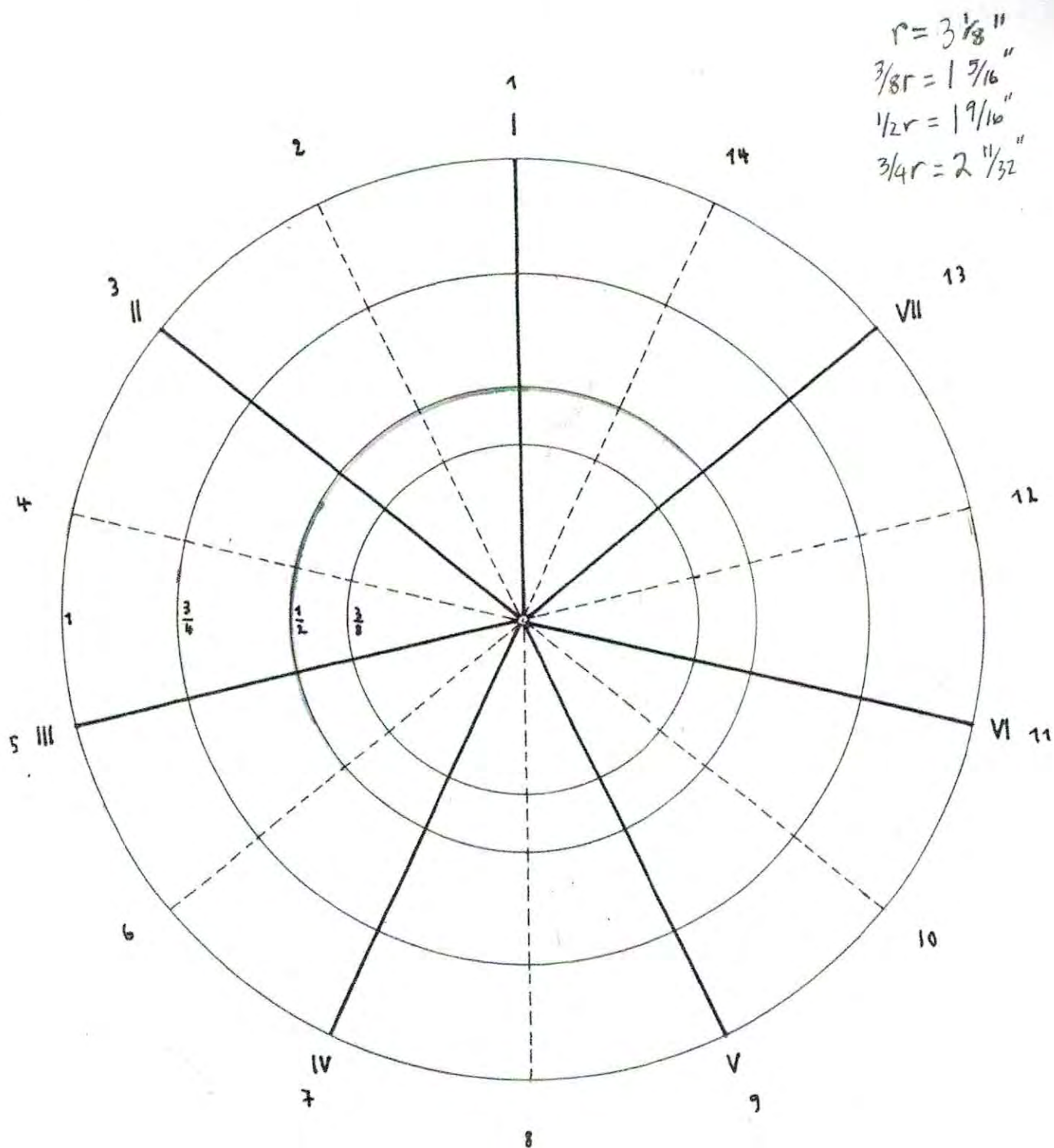
6. Repeat the process one more time Until you have 7 marks, equally spaced.

7. Connect all 7 tick marks to create a 7 pointed star.

8. Erase the central triangle and lines, add the 2nd 7 pointed star if you choose.



1/7, 1/14 DIVISION OF CIRCLE



Division of 7: I II III IV V VI VII


Division of 14: 1 2 3 4 5 6 7 8 9 10 11 12 13 14

"One may understand (the seal) in that movement when the eye follows every twist and curve, where the eye of the soul is able to follow the physical eye, where one is not concerned with the name of Saturn - Sun - or Mercury column etc. but where the forms themselves are followed, how one grows out of the other, how everything lives and weaves, where all false mysticism falls away and where the human being really makes an effort to "go with" these forms."

- Rudolf Steiner

1/24/20

"The Building at Dornach"

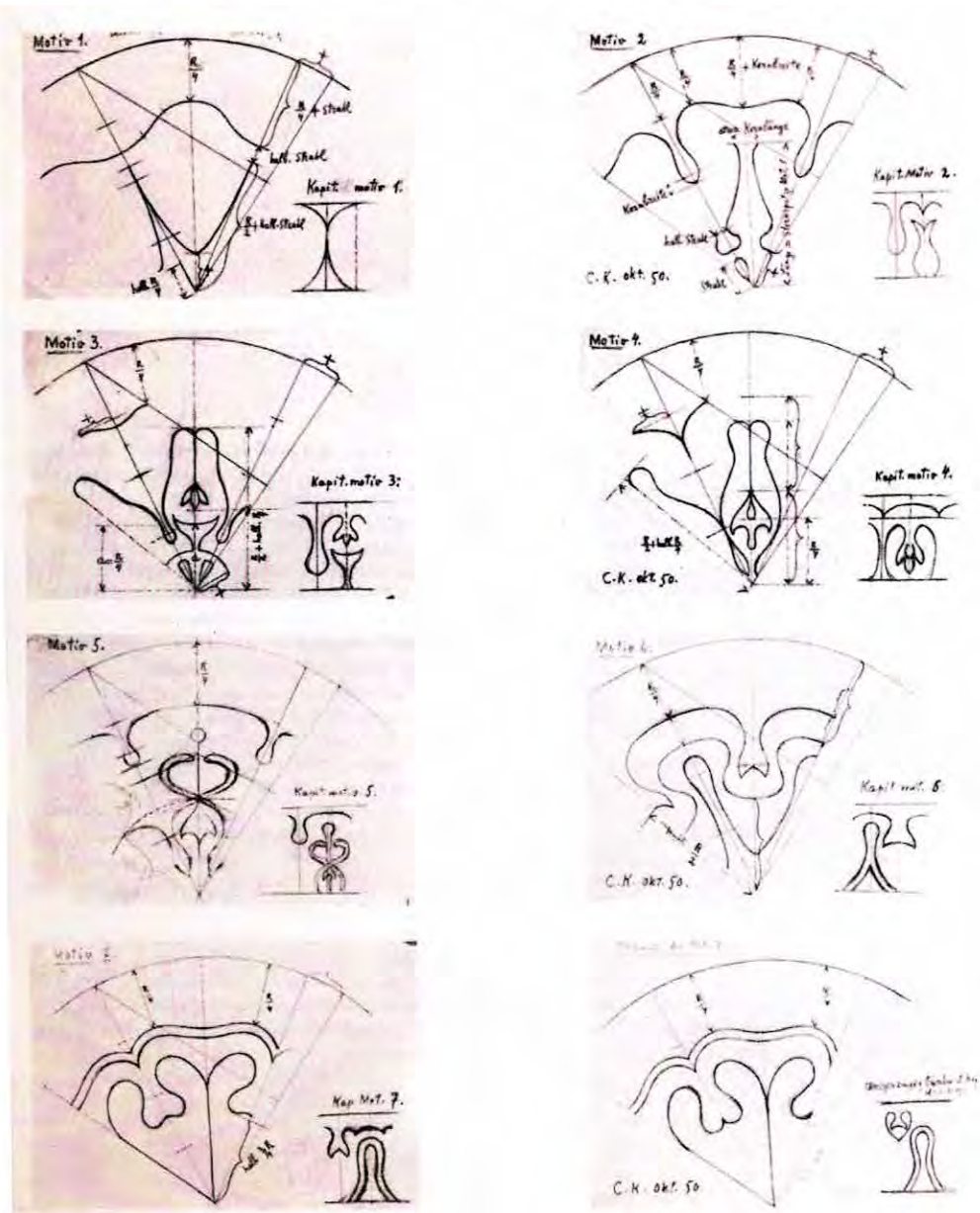


Developing the art of the line

straight, curved
acceleration, deceleration
intensification, deintensification
out winding, in winding
dissolving, recreating
plunging, lifting
ascending, descending
sharpening, softening


Drawing of Seven Seals by Carl Kemper in *Der Bau*

Carl Kemper's construction of the seven planetary seals orients each of the seals consistently with one another, in agreement with the column capital alignments. Kemper's consistent pattern of constructing the planetary seals on this drawing confirms that their orientation needs to be "corrected" from the way the planetary seals are typically displayed.





Source: Kemper, Carl. *Der Bau: Studien zur Architektur und Plastik des Ersten Goetheanum*. Herausgegeben von Hilde Raske unter Mitarbeit von Albert von Baravalle, Friedrich Häusler, Heinrich Kern und Georg Unger. Stuttgart: Verlag Freies Geistesleben, 1966. ISBN-10: 3772505341, ISBN-13: 978-3772505348. Page 138.


Copyright © 2015 • Brian Gray, Wise Cosmos Educational Initiative. For article and video resources, please visit us at WiseCosmos.com and the Wise Cosmos YouTube channel.




Mars

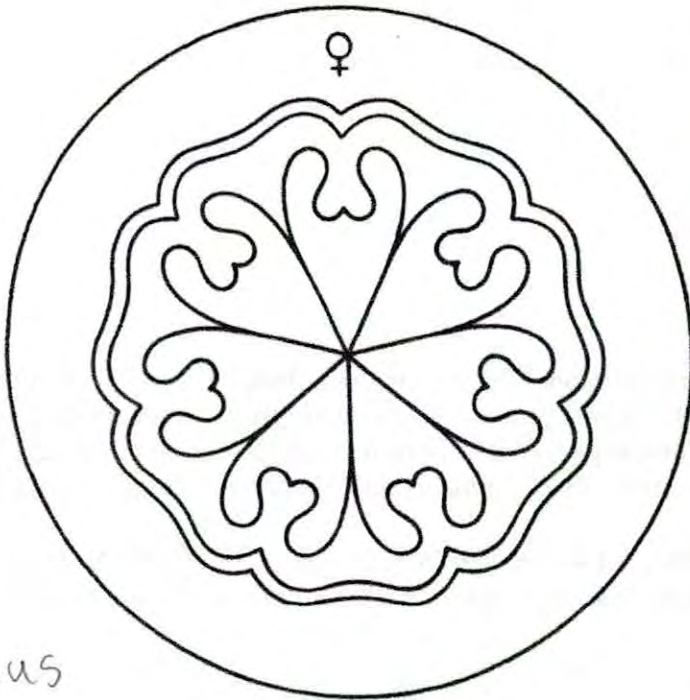



Mercury




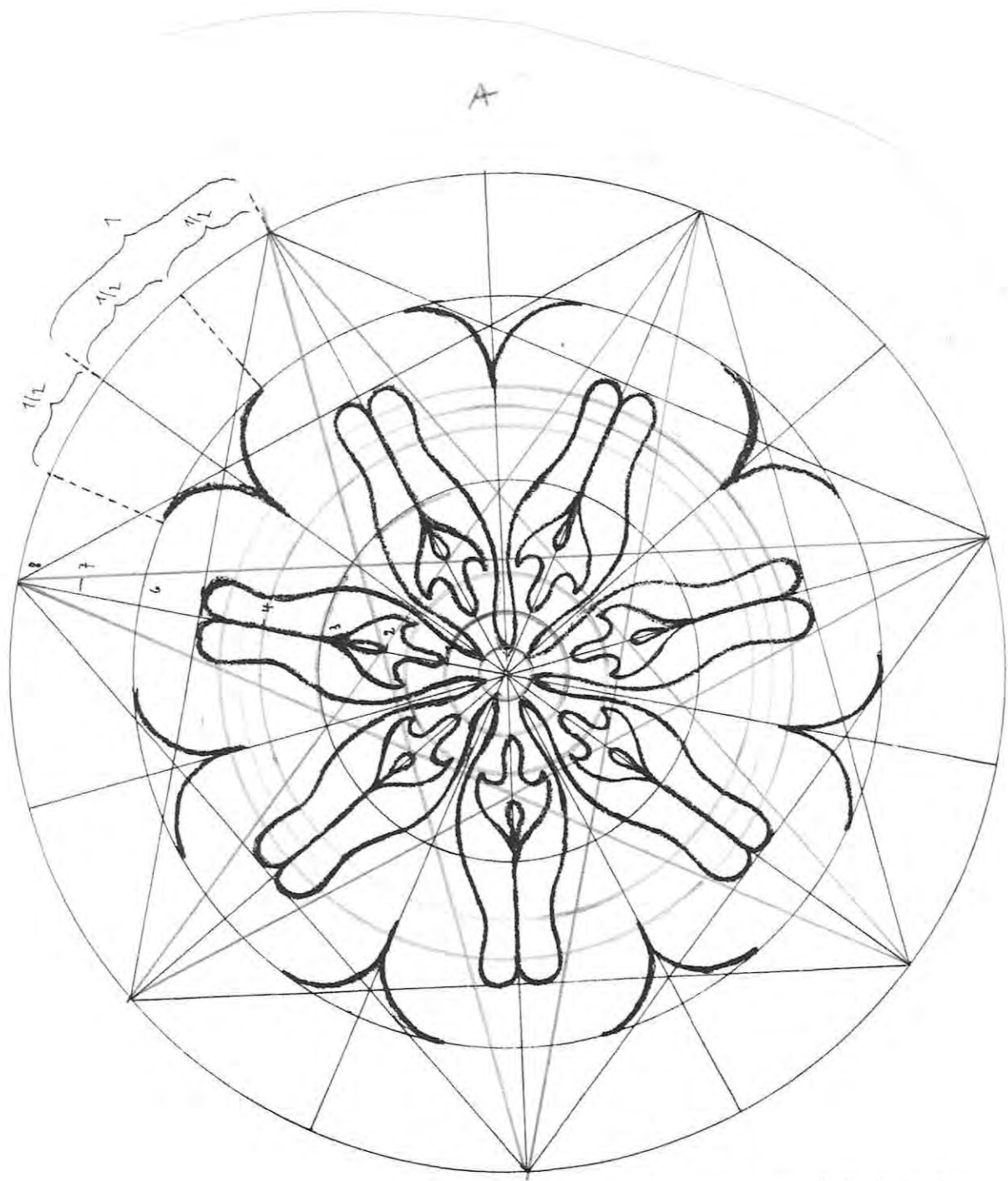


Jupiter



Venus






Mars


Metal: iron
 organ: gall bladder
 life of breath + pulse
 formative life
 vital beats and
 membrane tension
 Revealing impressions
 to the center. Capturing
 sensorial impressions
 to create psychic world

A



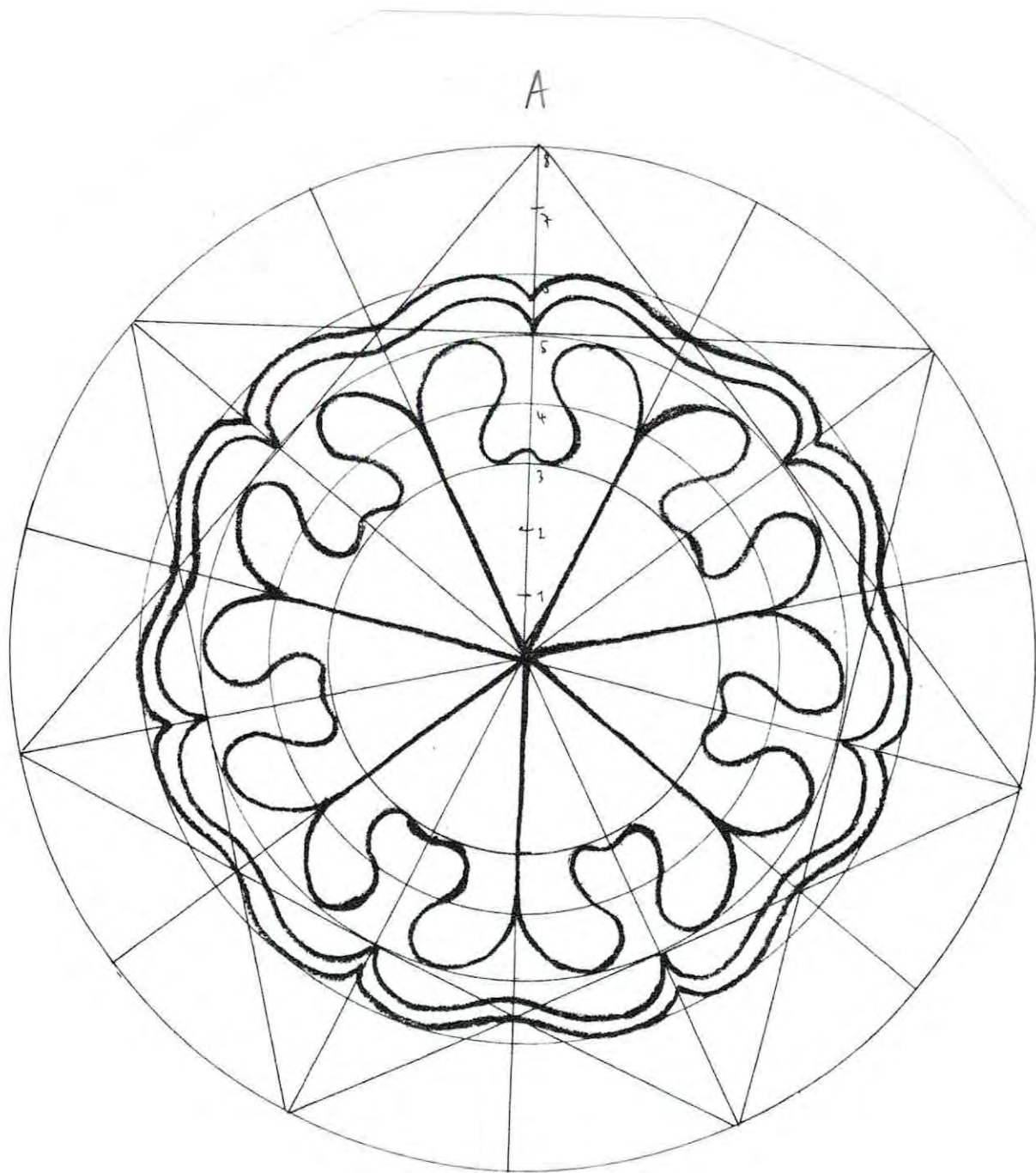
Mercury

- metal: quicksilver
- organ: lung & large intestine
- life of metabolism
digestion
ventilation
- harmonization between
interior and exterior
- emotional reactivity
sorrow and letting go



Jupiter

metal: tin
 organ: liver / gall bladder
 connective tissue
 Life of the nerves
 and immunity
 Preservation of outer
 perception and inner
 territory: immunity
 Periphery penetrates
 and is dismantled
 and then reconstructed



Venus

- metal: Copper
- organ: Kidney
- life of movement
energizing life
- emotional reactivity:
between foolhardiness
and phobia we cultivate
trust and courage
- gastrulization & inversion