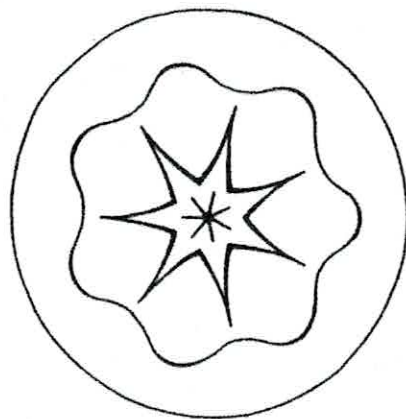


The Saturn Seal

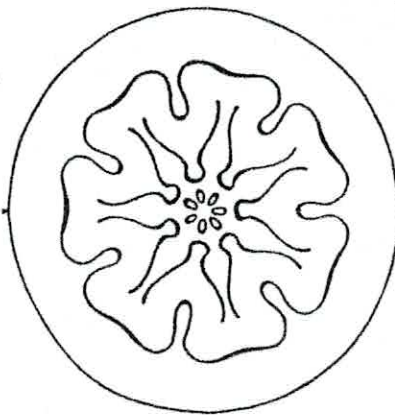
by Rudolf Steiner

# 7 Planetary


Seals  
by Rudolf  
Steiner



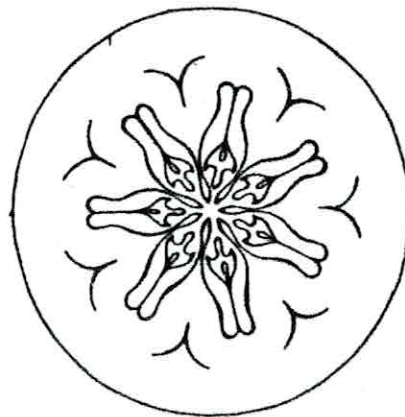
Saturn




Sun




Moon



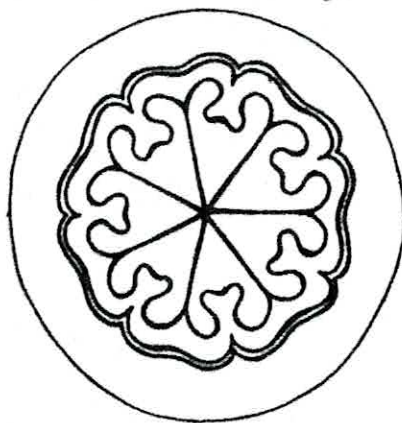
Mars



Mercury



Jupiter



Venus

# Rudolf Steiner's Seven Signs of Planetary Evolution by Friedrich Kempter

When, on October 15, 1911, Rudolf Steiner spoke in Stuttgart on *Die okkulten Gesichtspunkte des Stuttgarter Baues* (Occult Viewpoints of the Stuttgart Building), he discussed these seven signs and their effects in the following words:

"When we rest our physical eyes upon any one of these figures, it is not the physical eye alone but the whole organism and, above all, the streams of the ether-body which are set into a special kind of motion by the course of these lines and by the form of these figures so that the ether-body moves differently, according to which of these figures one is contemplating.

"This means that, in the world of etheric substance surrounding us, and with all the beings which are incorporated in it, these forms really exist. Beings exist in the etheric world who really have these forms; and when we gaze upon one of these figures, our ether-body adjusts itself in such a way that, by its own movements, it builds forms in accordance with these lines, i.e., it creates a thought-form that then issues from it. And, depending upon these thought-forms, our ether-body will be able to connect itself with one or another kind of being in a real way. These figures are the means by which we are instigated to create in ourselves the thought-forms, that is, the movement-forms in our ether-body.

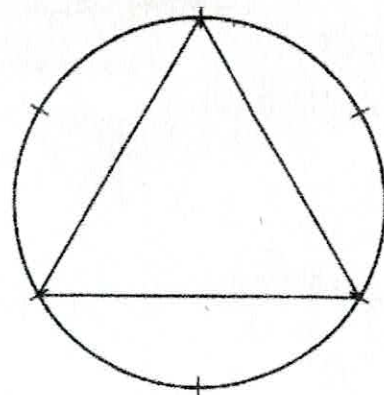
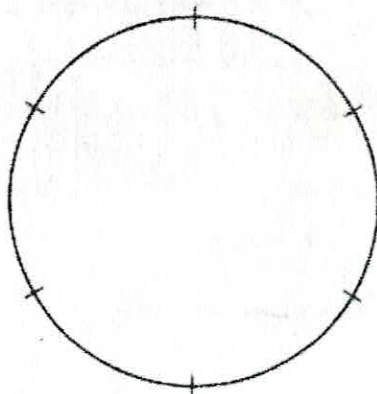

"Now these figures are chosen in such a way that, in a rhythmic sequence, they form a complete whole, the sort of whole which corresponds to a particular stream of development in the outer etheric world that tends to be especially favorable for our own etheric body. The latter has within it the tendency to transform itself; in a way, it becomes different as it becomes more perfect. The sequence of forms which accord with the perfecting of our ether-body is shown in the sequence of these figures, one after the other.

"When, in accordance with occult facts, we place before us such symbolic figures and are able to look more deeply into them, they can be a help in attaining those goals toward which we are striving. And when, by means of such a correct sequence we create appropriate thought-forms, we can then deepen our understanding of the rhythms that hold sway among the seven parts of the human organism. We have not placed these figures here merely as decoration, but because they are intimately connected with those goals toward which we are here to strive."

As we can realize from these words, everything depends upon our regarding these forms with a careful and loving gaze, upon our taking them so much to heart that we can live with them. Then they can lead us into a realm that is lifted up out of the ephemeral. Not only do they lead to an inexhaustible fount of understanding for our Earth-evolution graced by the Mystery of Golgotha, as do the Mercury and Mars motifs, but they also point toward a distant world-future, and backward to the ancient Saturn stage of evolution.



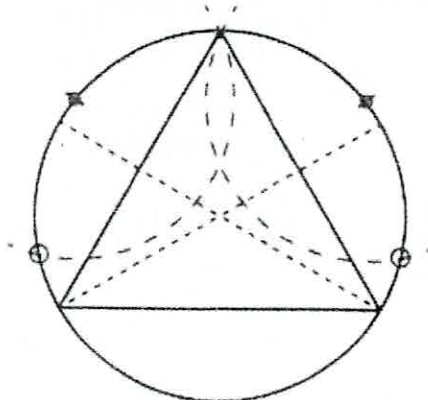
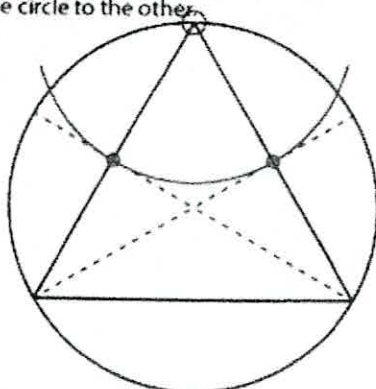
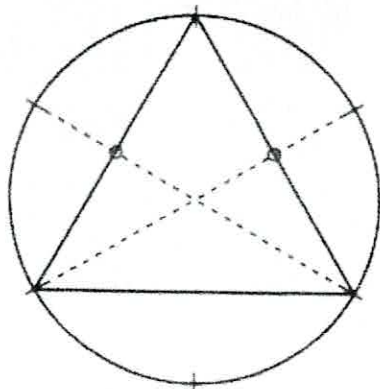
circle).



3. Use the remaining tick marks, to divide the sides of this triangle in half. Mark the points where they cross the triangle.

4. Place your compass at the top of the triangle open it slightly until the drawing point touches the marked spot. Draw an arc from one side of the circle to the other.

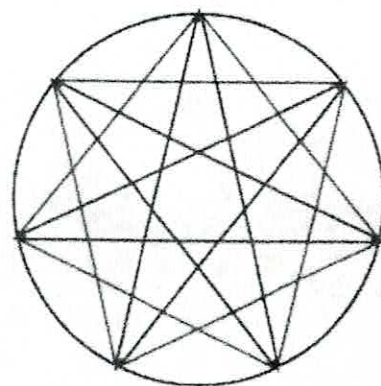
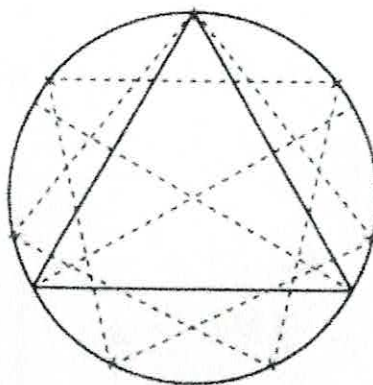
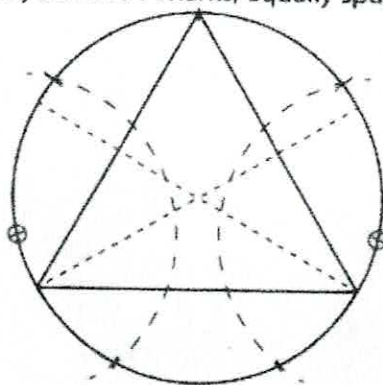
5. Placing your compass at these two new tick marks, draw two arcs of the same size until they touch the central circle. Make 2 new marks.



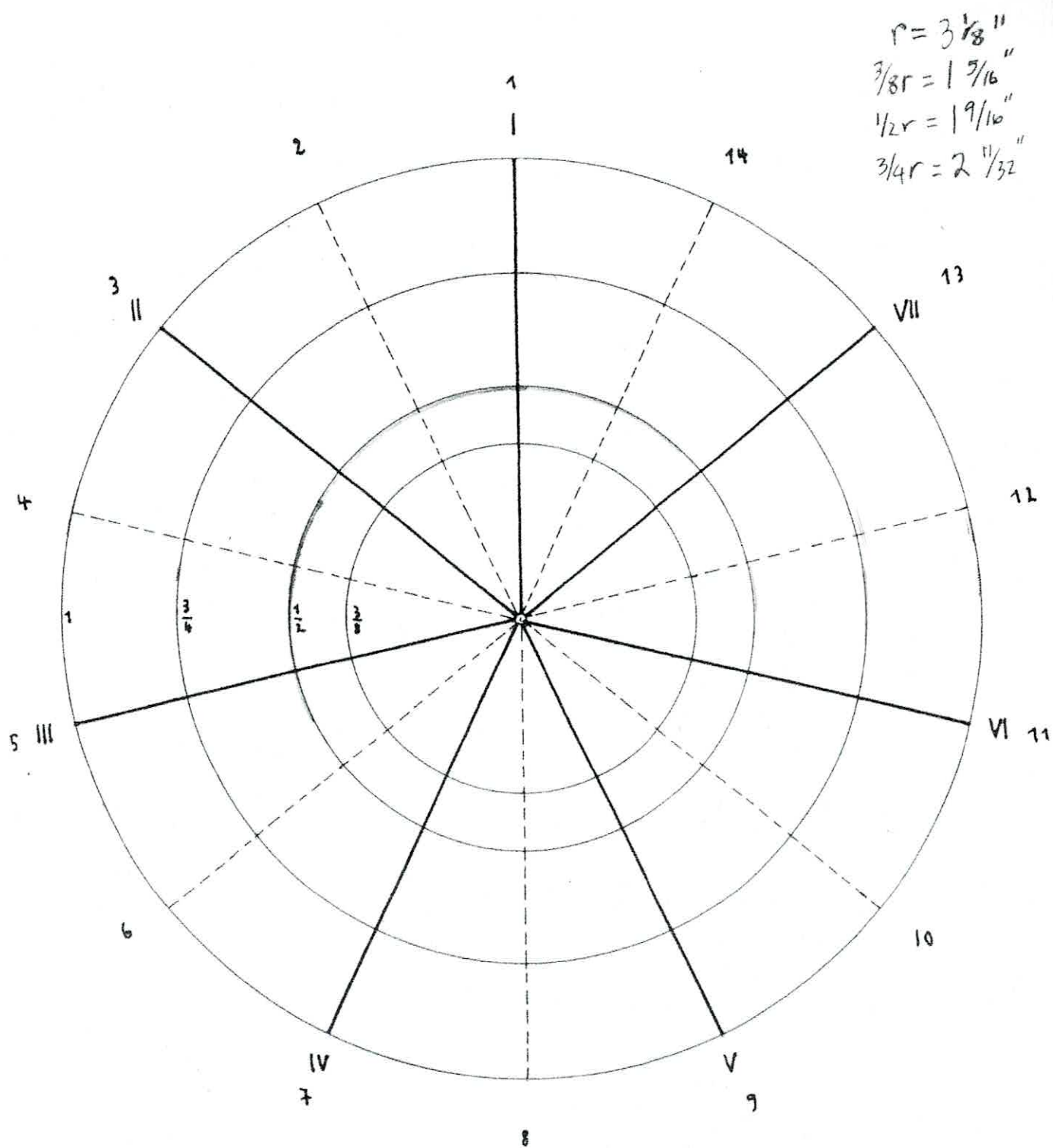
6. Repeat the process one more time Until you have 7 marks, equally spaced.

7. Connect all 7 tick marks to create a 7 pointed star.

8. Erase the central triangle and lines, add the 2nd 7 pointed star if you choose.



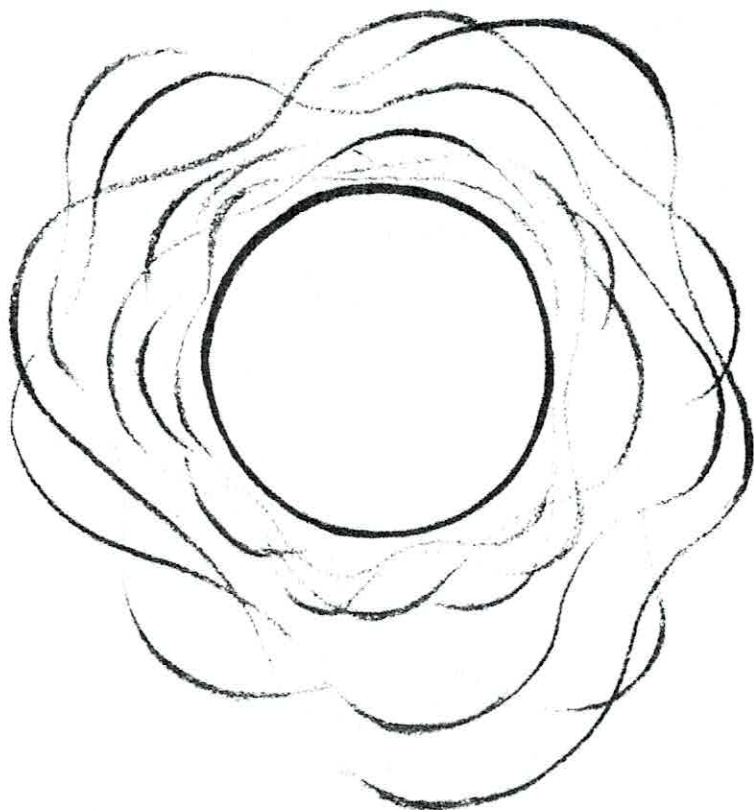
## 1/7, 1/14 DIVISION OF CIRCLE



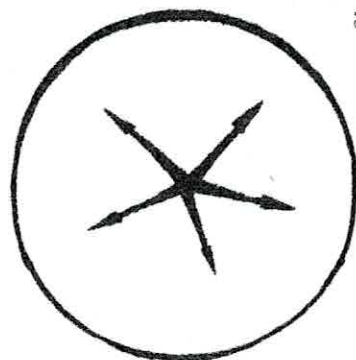
Division of 7: I II III IV V VI VII

Division of 14: 1 2 3 4 5 6 7 8 9 10 11 12 13 14


14



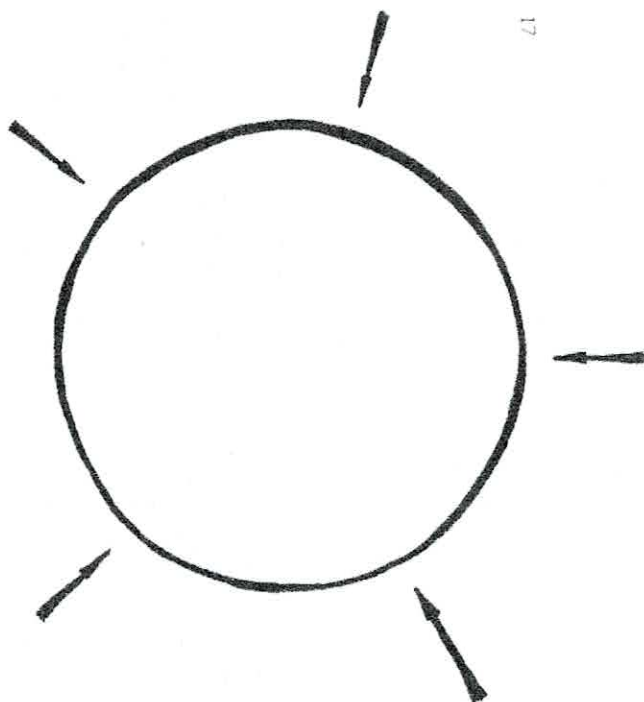
13

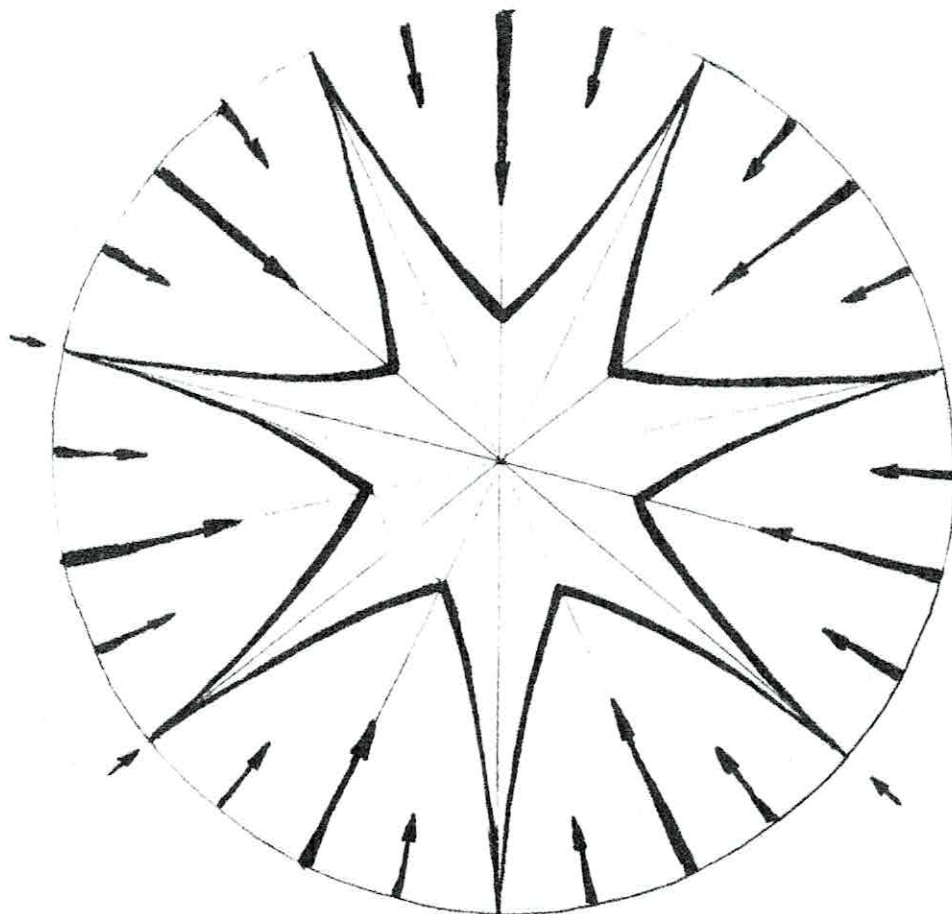


18

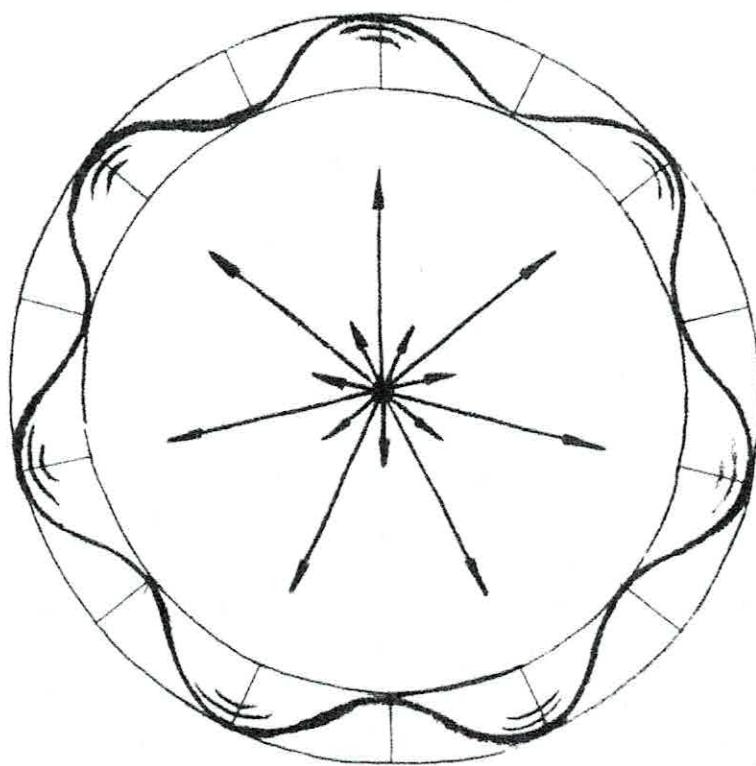


17





02



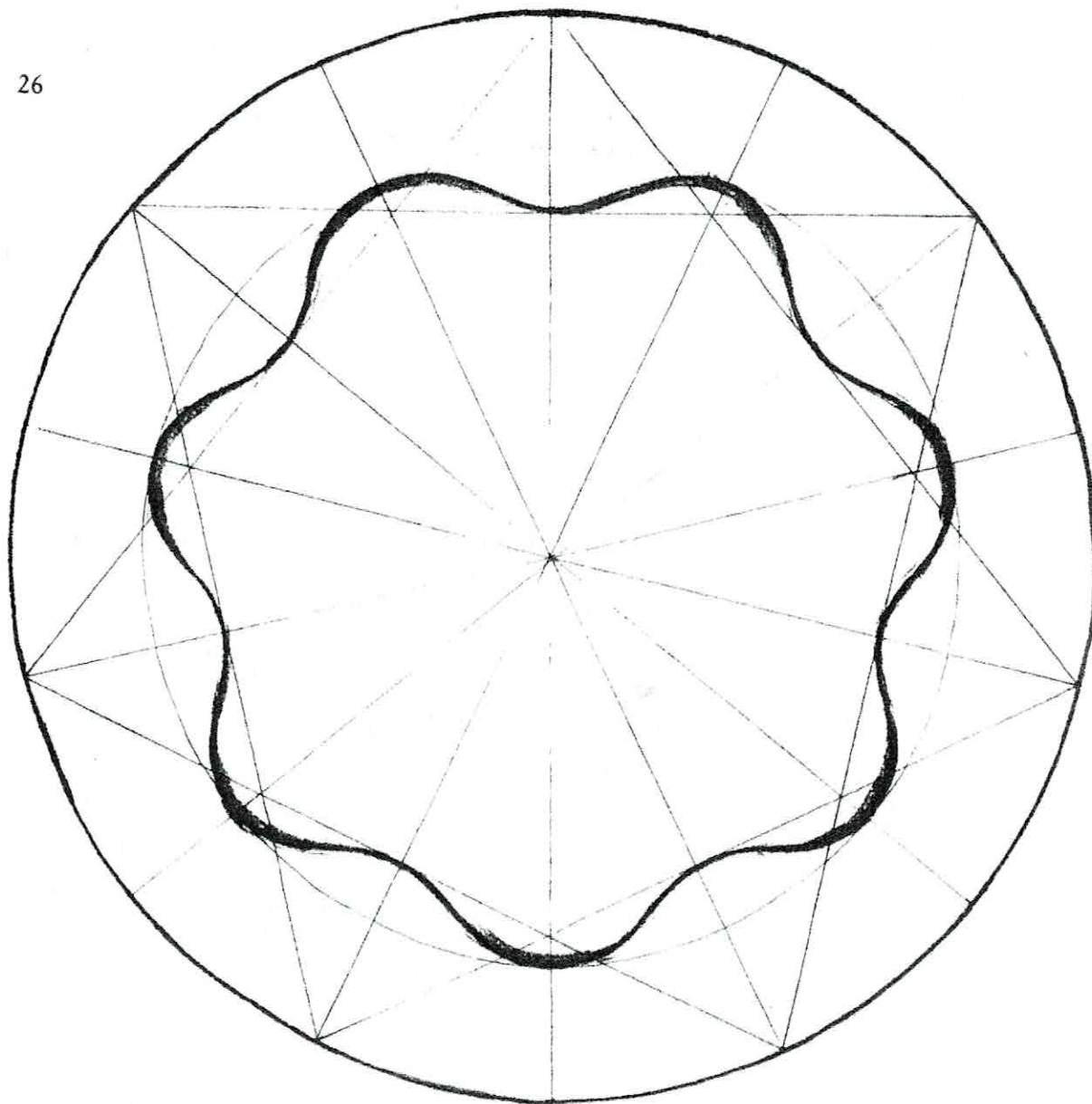
9f







26



27



28



29



30

